

TECHNICAL FOCUS ON WATER BOWSERS

Technical guide for making the right purchase





JOSKIN®


WATER BOWSERS


EASY AND EFFICIENT


Standard  or optional equipment 





 2" 1/2 **rear ball valve** for fast, precise dosing.




 2" 1/2 **dosable scatterer** instead of 2" 1/2 ball valve.




 **Drinking trough for 1 animal** equipped with a mechanism connected to a feeding valve.



 **70 l drinking trough with constant level** with 1" valve for closure during transport, in rear or side position.




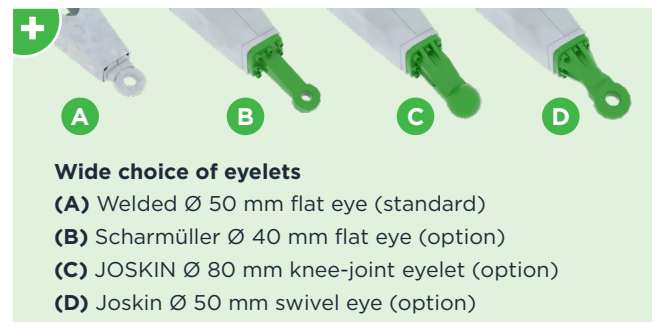
 **1/4-turn valve (2" 1/2)** for gentle spreading.




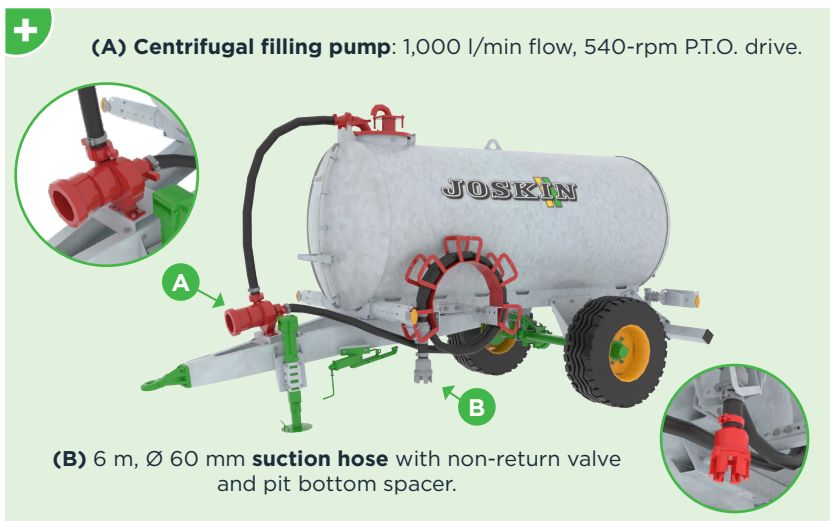
 Adjustable **Ø 70 mm jack stand** (on mobile water bower).




 **Ø 450 mm lid** with quick opening and seal.

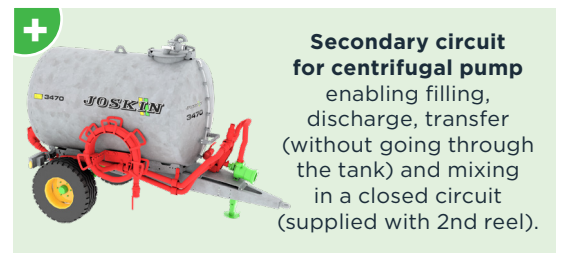



 **Wide choice of eyelets**
(A) Welded Ø 50 mm flat eye (standard)
(B) Scharmüller Ø 40 mm flat eye (option)
(C) JOSKIN Ø 80 mm knee-joint eyelet (option)
(D) Joskin Ø 50 mm swivel eye (option)



 **(A) Centrifugal filling pump:** 1,000 l/min flow, 540-rpm P.T.O. drive.

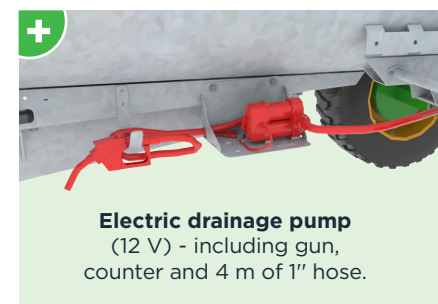
(B) 6 m, Ø 60 mm suction hose with non-return valve and pit bottom spacer.




 **Secondary circuit for centrifugal pump** enabling filling, discharge, transfer (without going through the tank) and mixing in a closed circuit (supplied with 2nd reel).




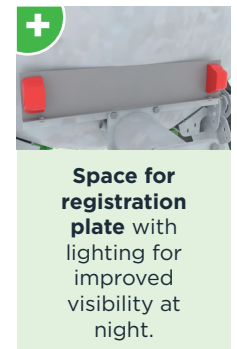
 Protected **level indicator**, out of reach of animals.




 **Electric drainage pump (12 V)** - including gun, counter and 4 m of 1" hose.




 **Side marker lights**



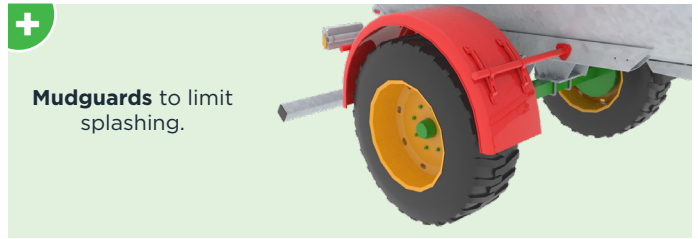
 **Space for registration plate** with lighting for improved visibility at night.




 **Hinged rear lights**, which can be folded manually to prevent damage by livestock.



Delivered as an unassembled kit to reduce transport costs and size.



Mudguards to limit splashing.



Hydraulic brakes



Air brakes:
Not available on 1,725-l mobile tanks (standard on Aquatrans XL).



Hydraulic and air brakes:
Not available on 1,725-l mobile tanks.

Large choice of tyres

- Ø 1,076 to 1,250 mm
- Width: 390 to 568 mm
- Tyres from top brands

BKT **ALLIANCE** **Mitas** **REDESTEIN**


400R22.5 Standard 550/60-22.5 560/45R22.5 560/60R22.5

And many more!

Inertia brakes in accordance with European standards (3470, 4300, 5100, 6000S and 7000S models) for 80-90 cm high hitching.

ATTENTION: Ø 40 mm eyelet.

CE




Wheel chocks



Rigid drawbar



Wide axle support



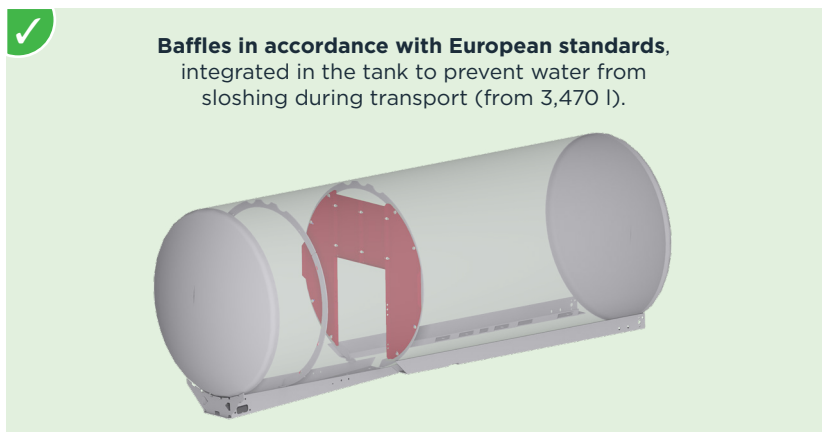
Rear bumper



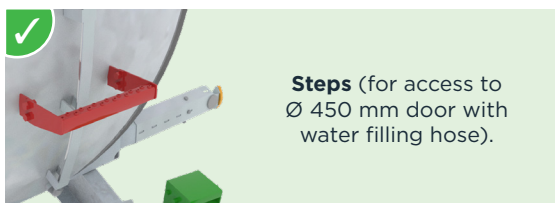
Bracket over the entire length of the tank (except Aquatrans XL).



Side bumpers



Baffles in accordance with European standards, integrated in the tank to prevent water from sloshing during transport (from 3,470 l).



Steps (for access to Ø 450 mm door with water filling hose).

AQUATRANS RANGE

FROM 1,725 TO 10,000 L



AQUATRANS

- ✓ Capacity from 1,725 to 5,100 l
- ✓ Tank length from 2.39 to 4.35 m
- ✓ Diameter from 1 to 1.4 m
- ✓ Tank in galvanised high tensile steel (thickness: 4 mm)
- ✓ Low empty weight

Static tanks

(identical tanks)

Mobile tanks



AQUATRANS XL

- ✓ Capacity from 6,000 to 10,000 l
- ✓ Tank length from 4.12 to 4.88 m
- ✓ Diameter from 1.4 to 1.7 m
- ✓ Tank in galvanised high tensile steel (thickness: 5 mm)
- ✓ Reinforced self-supporting structure

Mobile XL tanks



AQUACUBE

- ✓ Capacity: 2,100 l
- ✓ Dimensions: l 1,715 x w 2,400 x h 640 mm
- ✓ 3-point hitch to the tractor



JOSKIN



www.joskin.com • Rue de Wergifosse, 39 - 4630 Soumagne (Belgium)

E-mail: info@joskin.com • Tel.: +32 (0)4 377 35 45