

# TECHNICAL FOCUS ON TRANS-KTP 17/22/24/27/31/34

Technical guide for making the right purchase for your business



22/50



24/54



27/65



34/72

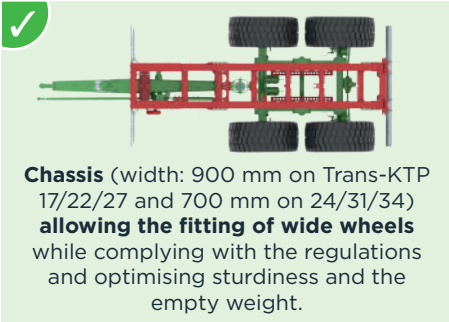
# JOSKIN®



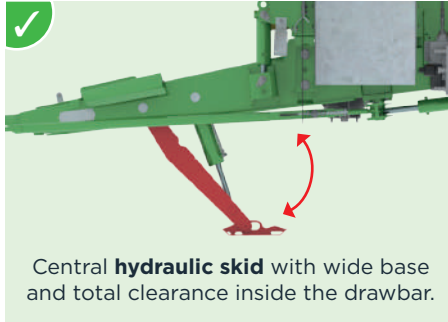
# TRANS-KTP 17/22/24/27/31/34

## A TIPPING TRAILER TO MOVE MOUNTAINS

Standard  or optional equipment 



**Chassis** (width: 900 mm on Trans-KTP 17/22/27 and 700 mm on 24/31/34) **allowing the fitting of wide wheels** while complying with the regulations and optimising sturdiness and the empty weight.



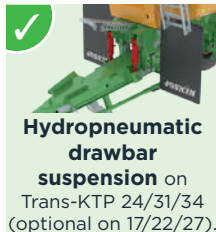
Central **hydraulic skid** with wide base and total clearance inside the drawbar.



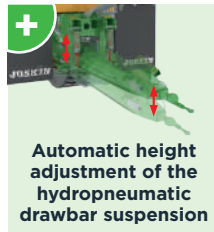
**Beam drawbar** attached close to the axles to facilitate traction.



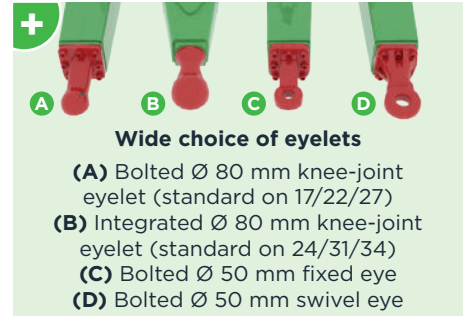
**Drawbar with mechanical suspension** and height-adjustment (2 positions) on Trans-KTP 17/22/27.



**Hydropneumatic drawbar suspension** on Trans-KTP 24/31/34 (optional on 17/22/27).

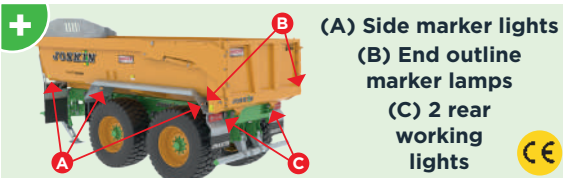



**Automatic height adjustment of the hydropneumatic drawbar suspension**





**Wide choice of eyelets**

- (A) Bolted Ø 80 mm knee-joint eyelet (standard on 17/22/27)
- (B) Integrated Ø 80 mm knee-joint eyelet (standard on 24/31/34)
- (C) Bolted Ø 50 mm fixed eye
- (D) Bolted Ø 50 mm swivel eye



(A) Side marker lights  
(B) End outline marker lamps  
(C) 2 rear working lights 



**LED flash bar** protected under the body. 

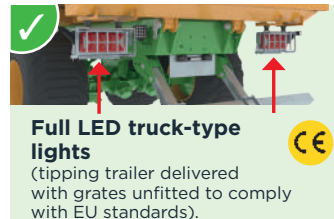



**Large choice of tyres**   
Ø 1,170 to 1,505 mm  
Width: 590 to 653 mm

600/55R26.5 650/55R26.5 600/60R30.5  
And many more!




**Cross-Over bogie suspension** (Trans-KTP 17 and 22) with 1,600 mm parabolic leaves.



**Full LED truck-type lights** (tipping trailer delivered with grates unfitted to comply with EU standards). 



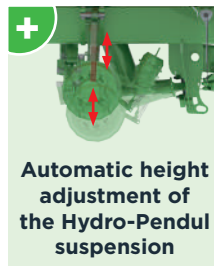
**Heavy-duty galvanised steel mudguards bolted to the body** (with mud flaps on models 24/31/34).



**Hydro-Pendul suspension** (Trans-KTP 24 (2 axles), 31 and 34 (3 axles)) with 1,820 mm wheelbase.



**Manual slope position adjustment** (with Hydro-Pendul).



**Automatic height adjustment of the Hydro-Pendul suspension**



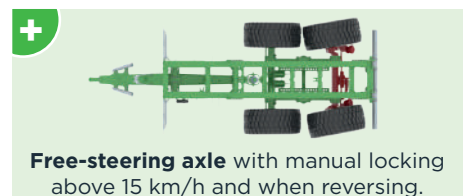
**Thermoplastic mudguards** (Trans-KTP 17/22/27).




**Hydro-Tridem suspension** (Trans-KTP 27) with 1,550 mm wheelbase.




Heavy duty, tubular **rocker beam**.




**Free-steering axle** with manual locking above 15 km/h and when reversing.



**Air brakes** 




**Hydraulic brakes** 




**Dual brakes** (hydraulic and air brakes) 




Efficient **self-steering axle** when driving forward and reversing, whatever the driving speed.




**Front lifting axle** (tridem) to limit wear on the road and increase the load on the tractor when needed.



**Rear hitch** with (A) or without (B) electrical plug.




**Complete connections** (lighting, braking and tipping system of a second trailer) **with swivel rear hitch.**




**Automatic rear hitch**



**Polyethylene box** (600 x 480 x 400 mm)



**Hydraulic rear bumper**




**Body protection with 2-component paint (2K industrial quality)**

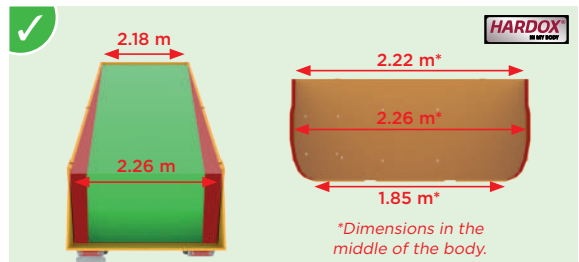
- (A) Body in 5 mm (Trans-KTP 17) or 6 mm (Trans-KTP 22/24/27/31/34) thick **HARDOX 450.**
- (B) Automatic shot-blasting with 20 turbines (2,300 kg shot/min).
- (C) 2K primer coat applied directly after blasting + flash-off before applying the finish.
- (D) 2K topcoat with accelerated drying at 60°C.



**1-part hydraulic rear door (HARDOX 450)** with large clearance + integrated, protected door cylinders.

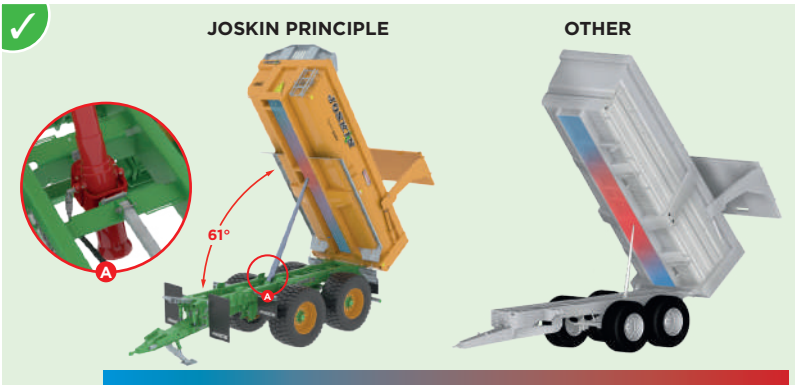


**Seal for 1-part door**



**Tapered body fully made of HARDOX 450,** for easier unloading of material.


\*Dimensions in the middle of the body.




**61° tipping system** with telescopic cylinder on a double oscillating frame (A) placed in an advanced position in the chassis.

**JOSKIN PRINCIPLE** vs **OTHER**

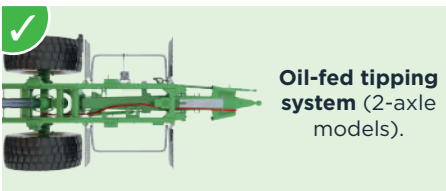
Stress level: Low to High



**Central grain chute** of 500 x 300 (Trans-KTP 17) or 500 x 500 mm (other models).




**Spout for grain chute**



**Oil-fed tipping system** (2-axle models).



**Galvanised headboard** 450 mm



**Galvanised front ladder**



**Net-cover (type Flip-Tarp) with hydraulic closing**




**Industrial pump with electric control** (standard on 3-axle models, optional on 2-axle models).



**Cover with hydraulic winding (Cabriolet type)**



**Rigid cover with hydraulic control**



**Dimensions in mm.**

- (A) 250 or 500 (max. 1,000)
- (B) 70
- (C) 150 or 250

- A** 250 or 500 mm aluminium extensions, stackable up to 1 m.
  - B** 70 x 70 mm PVC protections (incompatible with some configurations): upper body edge strip (2 side walls + rear door).
  - C** 150 or 250 mm pointed high tensile steel extensions\* to prevent material build-up and protect the upper body edge.
- \*Welded on models 17/22/27, bolted on 24/31/34.



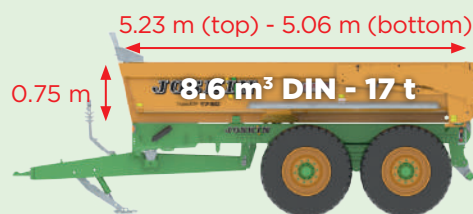

# TRANS-KTP 17/22/24/27/31/34

## THE "LARGE-VOLUME" MODELS IN THE JOSKIN RANGE OF HEAVY DUTY TIPPING TRAILERS


JOSKIN heavy duty tipping trailers are made from **HARDOX 450**, which has a tensile strength 4 to 5 times that of conventional steel. Its strength allows for a reduction in the amount of reinforcements used in the manufacturing process, and therefore a reduction in the empty weight of the tipping trailers, while increasing their sturdiness.

**Result: a very attractive quality/weight ratio and a higher payload!**

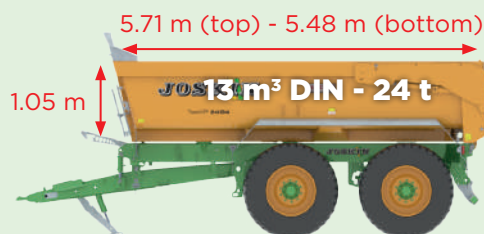
The tapered body has identical **front (2.18 m)** and **rear (2.26 m)** inside widths for all models.



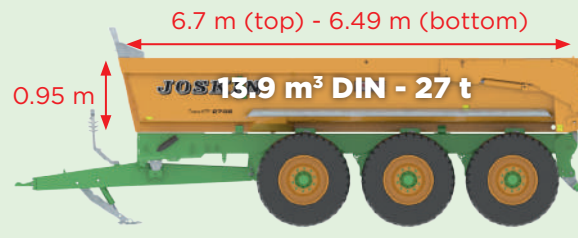
17/50



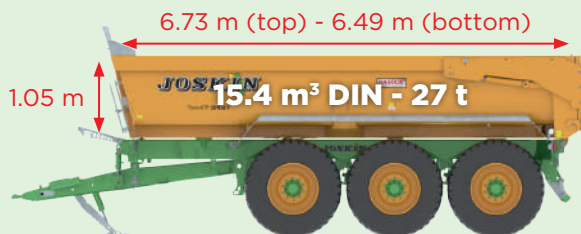
22/50



24/54



27/65



31/67



34/72

**Proven Heavy Duty tipping trailers!**

# JOSKIN



[www.joskin.com](http://www.joskin.com) • Rue de Wergifosse, 39 - 4630 Soumagne (Belgium)

E-mail: [info@joskin.com](mailto:info@joskin.com) • Tel.: +32 (0)4 377 35 45