

# TECHNICAL FOCUS ON TRANS-EX

Technical guide for making the right purchase

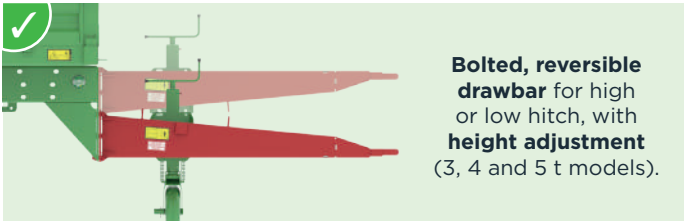


# JOSKIN®

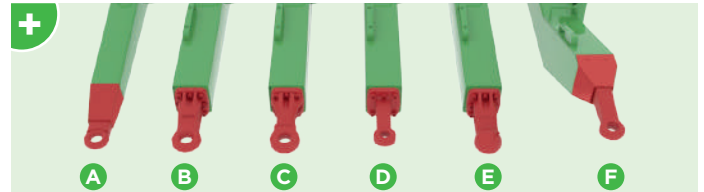
# TRANS-EX

COMPACT, SIMPLE, STURDY AND VERSATILE TIPPING TRAILER

Standard ✓ or optional + equipment



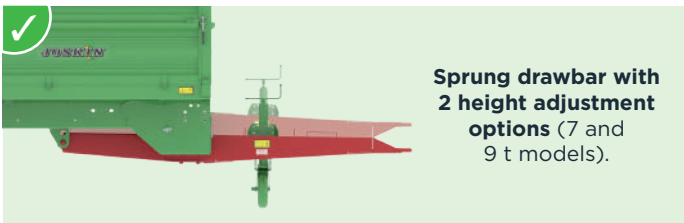
**Bolted, reversible drawbar** for high or low hitch, with height adjustment (3, 4 and 5 t models).



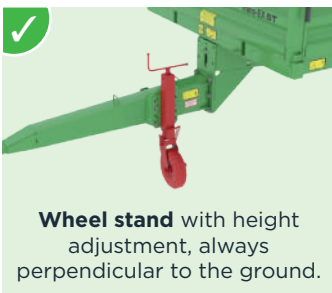
**Wide choice of eyelets**

- (A) Welded Ø 50 mm fixed eye (standard)
- (B) Bolted Ø 50 mm fixed eye\*
- (C) Bolted Ø 50 mm swivel eye\*
- (D) Bolted Ø 40 mm fixed eye\*
- (E) Bolted Ø 80 mm knee-joint eyelet\*
- (F) Welded Ø 40 mm fixed eye (only high hitch)


*\*7 and 9 t models only.*



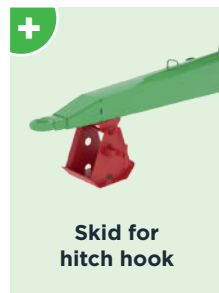
**Sprung drawbar with 2 height adjustment options** (7 and 9 t models).



**Wheel stand** with height adjustment, always perpendicular to the ground.




**Jack stand**



**Skid for hitch hook**



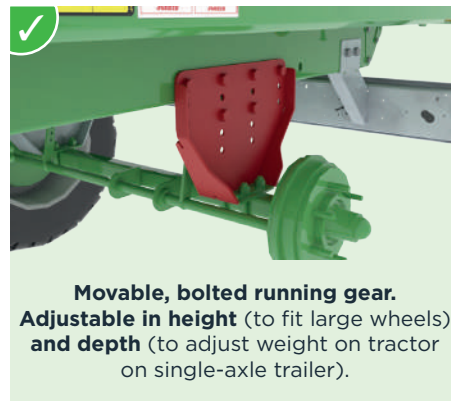
**Hydraulic skid with direct connection to the tractor and closing valve**



**Hydraulic stand with hand pump**



**Wheel chocks**



**Movable, bolted running gear.** Adjustable in height (to fit large wheels) and depth (to adjust weight on tractor on single-axle trailer).



**Large choice of tyres**

- Ø 760 to 945 mm
- Width: 274 to 500 mm



10.0/75-15.3 14PR

11.5/80-15.3 16PR

11.5/80-15.3 10PR

15.0/55-17 14PR

19.0/45-17 14PR

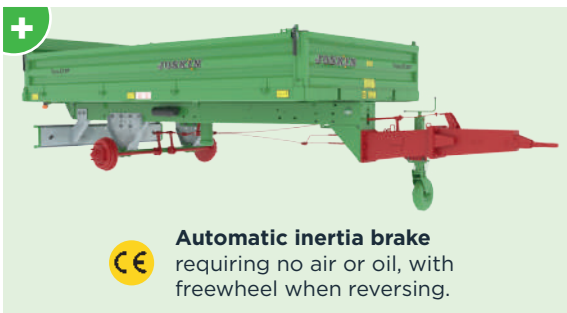
500/50-17 18PR



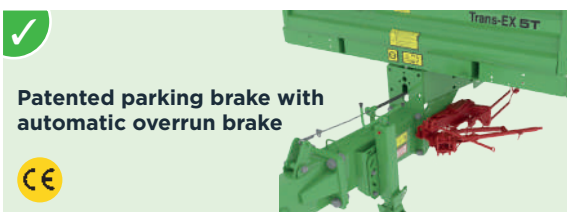
455/40R22.5



435/50R19.5



€ **Automatic inertia brake** requiring no air or oil, with freewheel when reversing.



**Patented parking brake with automatic overrun brake**

€




**Roll-Over bogie with bolted table** on double-axle models (wheels: max. Ø 945 mm). Optional on bogie: braking power in proportion to the load (air brakes compulsory).

✗




**Air brakes**

€



**Hydraulic brakes**

✗




**Dual brakes** (hydraulic and air brakes)

✗



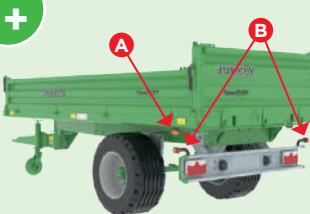
✓



**Bolted rear bumper with built-in full LED lights and registration plate light** for a good protection. Plastic side ends to protect cyclists.

CE


+



**(A) Side marker lights**  
**(B) End outline marker lamps**

CE

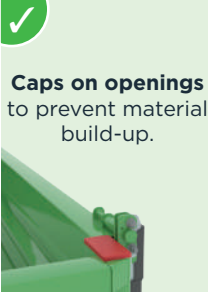
+



**LED flash bar**


CE

✓



**Caps on openings** to prevent material build-up.


✓



**Protection with 2-component paint (2K industrial quality)**

**(A)** Body in ST420MC special steel (floor thickness: 4 mm).  
**(B)** Automatic shot-blasting with 20 turbines (2,300 kg shot/min).  
**(C)** 2K primer coat applied directly after blasting + flash-off before applying the finish.  
**(D)** 2K topcoat with accelerated drying at 60°C.


+



**Galvanised protection**


**(A)** Body in ST420MC special steel (floor thickness: 4 mm).  
**(B)** Core penetration of zinc in steel at 450°C.  
**(C)** 70-micron galvanising with special treatment before and after immersion in the zinc bath.

✓



**Drop sides in profiles** closed at the top for strength along the entire length, and multi-position hinges at the bottom.

✓




**Fully removable** rear door, side and front panels.

✓



**4 simplified, self-tightening high tensile steel drop side hinges** for a sturdy base and perfect watertightness.

✓



**Corner posts** to secure drop sides.


✓




**Semi-automatic drop side closing**, 100% secure in closed position and lockable in open position.  
**Rubber handle.**

✓

**Closing hinges** on basic drop sides designed to add **extensions**.




✓



**Telescopic cylinder on double oscillating frame. Oil-fed tipping system.**

+



**Tipping system via P.T.O.-driven auxiliary pump** (standard pre-equipment).

+



**3-way tipping system**

✓

**1-part rear door** with closing force arms and 3 clamping hooks for good watertightness.




+

**2-part swing door** with high tensile steel hinges and triple lock for good watertightness. **270° door opening and side locking possible.**




✓



**Locking of rear posts** to secure tipping.

✓



**Bolted tipping hinges** for a precise adjustment along the entire length of the body.

+

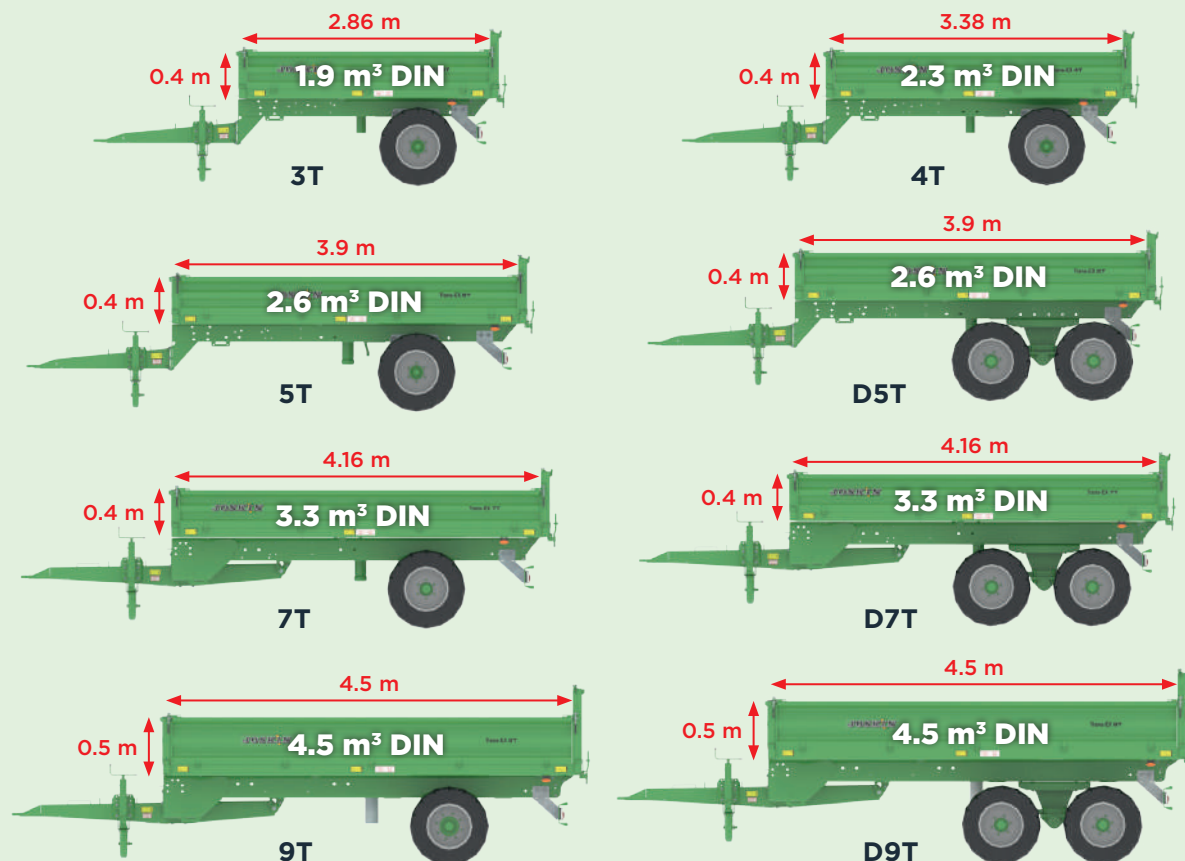


**Grain chute (260 x 200 mm) with spout**

# TRANS-EX

## 8 MODELS

A tipping trailer that combines **SIMPLICITY AND VERSATILITY** to get various jobs done!



### VARIOUS EXTENSIONS AVAILABLE

200 or 400 mm extensions (3, 4, 5 and 7 t models).



500 mm extensions (9 t models).



Max. height (drop sides + extensions): 1.2 m. Rear door height adapted to the height with extensions.

# JOSKIN



[www.joskin.com](http://www.joskin.com) • Rue de Wergifosse, 39 - 4630 Soumagne (Belgium)

E-mail: [info@joskin.com](mailto:info@joskin.com) • Tel.: +32 (0)4 377 35 45