

TECHNICAL FOCUS ON PENDITWIST AND PENDISLIDE START LINE SPREADING BOOMS

Technical Guide for START Spreading Booms (9 and 10.5 m)

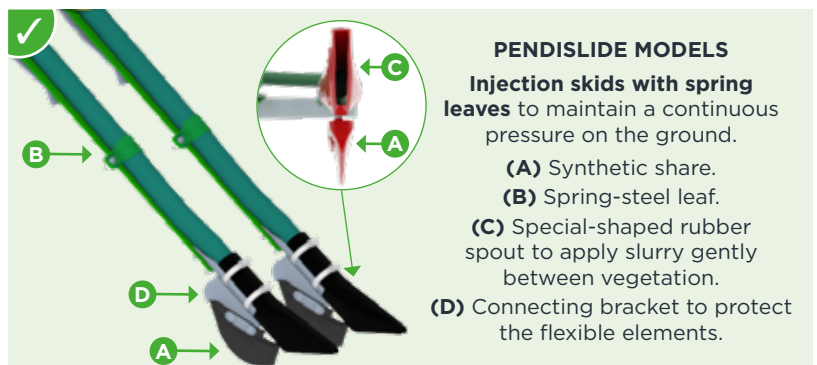

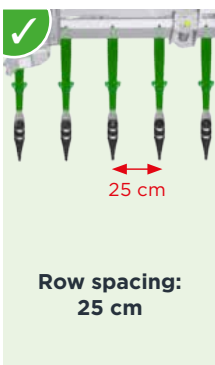
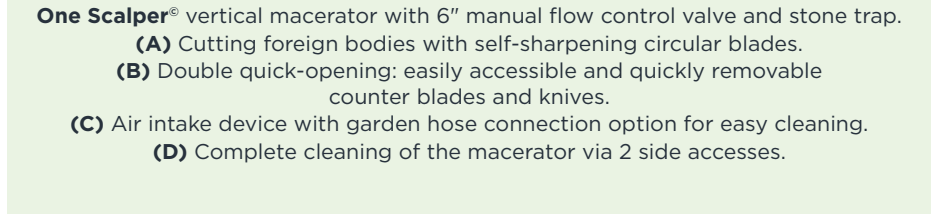
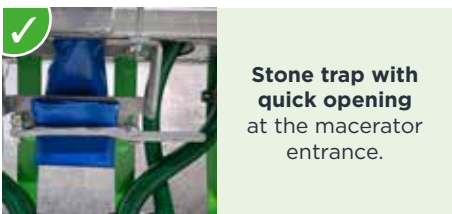
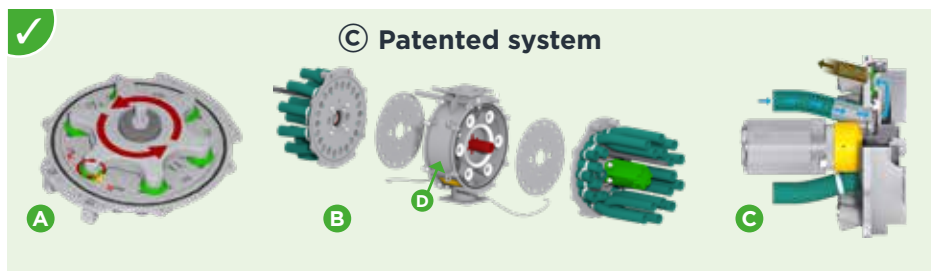
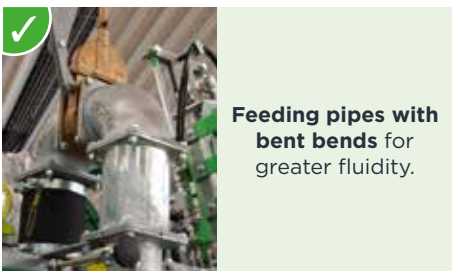
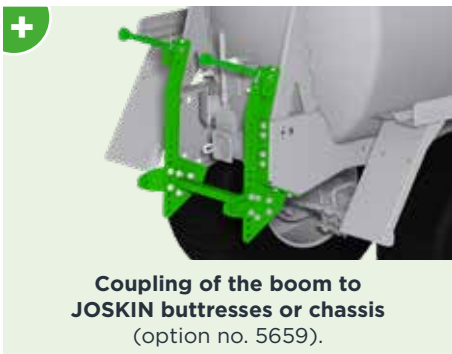

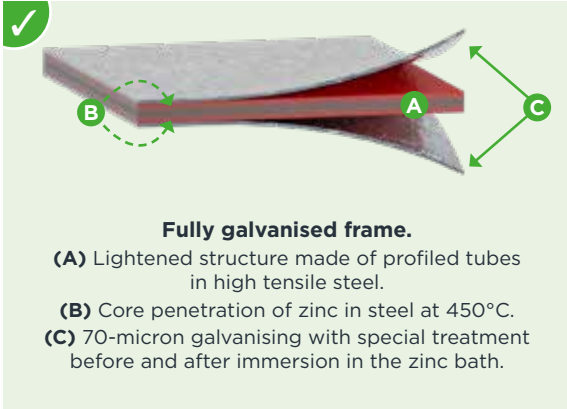



JOSKIN®

START SPREADING BOOMS

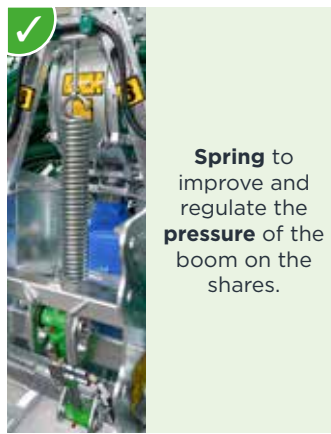
MEDIUM-WIDTH LINE SPREADING BOOMS (9 and 10.5 m) WITH OR WITHOUT SKIDS

Standard ✓ or optional + equipment





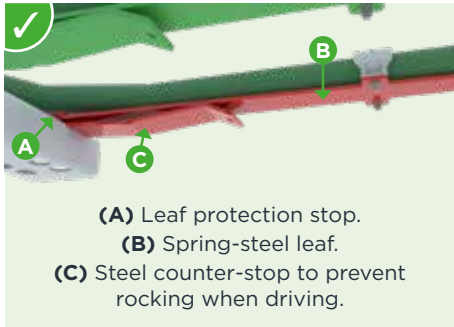
Hoses protected by flanges and flexible spouts, all fitted so as to prevent clogging.



Spring to improve and regulate the pressure of the boom on the shares.




Adjustable stop to ensure even pressure of all elements on the ground.



(A) Leaf protection stop.
(B) Spring-steel leaf.
(C) Steel counter-stop to prevent rocking when driving.



Anti-crash safety at the end of the boom with protective cap



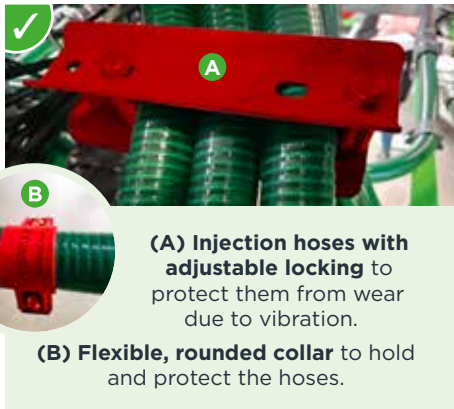
Full electrohydraulic control of the machine with automaton.

- (A) Emergency stop.
- (B) Automatic sequence at the beginning/end of the row* (functions C - D - E - F).

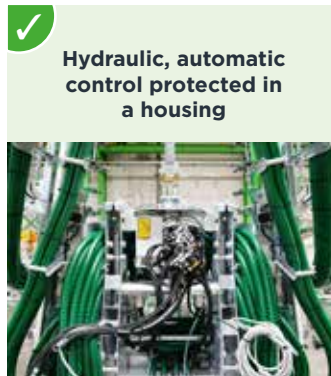
Manual Mode

- (C) Reverse the direction of rotation of the macerator.
- (D) Macerator control: neutral/clockwise/anti-clockwise rotation
- (E) Open/Close the rear valve.
- (F) Lower/Lift hoses (TWIST anti-drip system).
- (G) Fold/Unfold the spreading boom.
- (H) Lock-Matic road security: mechanical locking of the folded boom.

*At the beginning of the row, the automatic sequential control activates the following functions successively: (F) lower the hoses, (E) open the valve, (D) activate the macerator and (C) reverse the direction of rotation of the macerator to clean the blades and ensure uniform wear of the blades and counter blade. At the end of the row, it closes the rear valve (E), deactivates the macerator (D) and lifts the hoses (TWIST anti-drip system (F)).



(A) Injection hoses with adjustable locking to protect them from wear due to vibration.
(B) Flexible, rounded collar to hold and protect the hoses.



Hydraulic, automatic control protected in a housing



Simple, compact "bird wing" shaped folding system (5 parts) to limit height on the road.

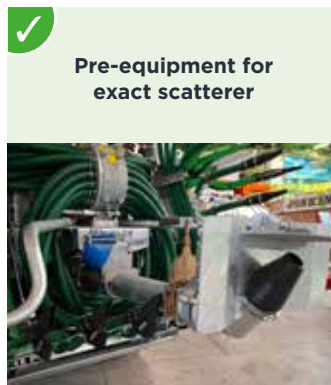


Double folding cylinder with integrated compensation for follow-up of the ground and height limitation on the road.


- Lock-Matic **mechanical security** to automatically lock the boom during road transport + **guide cone**.
- (A) Male cone for locking the main extensions on the road.
- (B) Reception cone for main extensions.
- (C) Silentblock to prevent vibration of the main extensions.
- (D) Mechanical safety device for locking the extensions on the road.



Inclined kinematics to transfer as much weight as possible to the slurry tanker during travel.



Pre-equipment for exact scatterer

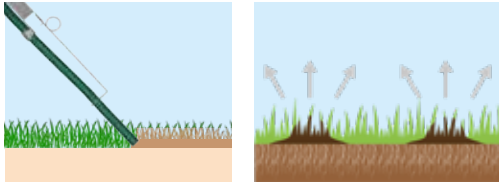


4 Boom Models of 9 and 10.5 m

PENDITWIST AND PENDINGSLIDE START

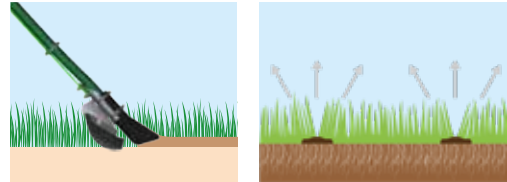
Line Spreading Booms: Penditwist

Theoretical NH₃ losses (ammonia): 25 to 45%*




Line Spreading Booms with Skids: Pendingslide


Theoretical NH₃ losses (ammonia): 15 to 40%*



*Source: Brusselman E., Beck B., De Campeneere S., Demeyer P., Goossens K., Kerselaers E., Maertens L., Millet S., Reubens B., Riebbels G., Vandaele L., Vangeyte J., Zwertvaegher I., "Screening van maatregelen die kunnen leiden tot de reductie van ammoniakemissie afkomstig van landbouw", [ilvo.vlaanderen.be](https://ilvo.vlaanderen.be/uploads/documents/ILVO_PAS_Literatuurstudie_finaal.pdf), 2016, https://ilvo.vlaanderen.be/uploads/documents/ILVO_PAS_Literatuurstudie_finaal.pdf (consulted on 11.12.2023).

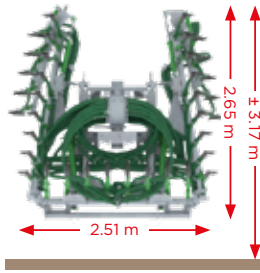
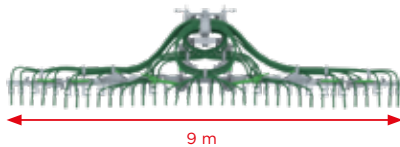


TWIST anti-drip lifting system to prevent slurry losses on the road and in the field when manoeuvring.

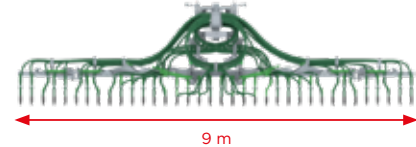


5-part folding system

Penditwist START 90/36RP1
36 outlets - 1 macerator

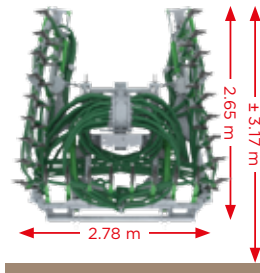
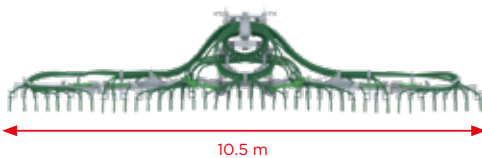


Pendingslide START 90/36PS1
36 outlets - 1 macerator

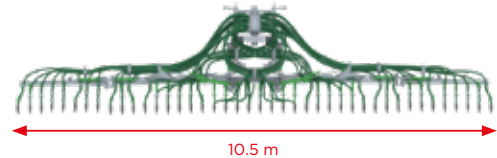


GROUND

Penditwist START 105/42RP1
42 outlets - 1 macerator



Pendingslide START 105/42PS1
42 outlets - 1 macerator



GROUND

JOSKIN, the spreading specialist with over 65 IMPLEMENT MODELS and a unique experience in slurry spreading FOR OVER 40 YEARS!

JOSKIN



www.joskin.com • Rue de Wergifosse, 39 - 4630 Soumagne (Belgium)

E-mail: info@joskin.com • Tel.: +32 (0)4 377 35 45