

JOSKIN

www.joskin.com


BASIC SPREADING BOOMS

PENDITWIST AND PENDISLIDE



**Small-size line spreading booms (6 and 7.5 m)
with or without skids**

BASIC SPREADING BOOMS



Full electrohydraulic control of the machine with automaton.

(A) Emergency stop.

(B) **Automatic mode: start/stop sequence** (lower anti-drip system, open valve and start macerator). Reversal of the direction of rotation of the macerator at each start-up to clean the knives and ensure even wear of the counter blade.

(C) Reverse the direction of rotation of the macerator.

(D) Macerator: neutral or rotation to the left or right.

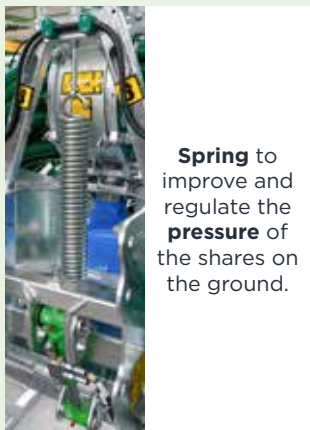
(E) Open/close the rear valve.

(F) Open/close anti-drip device.

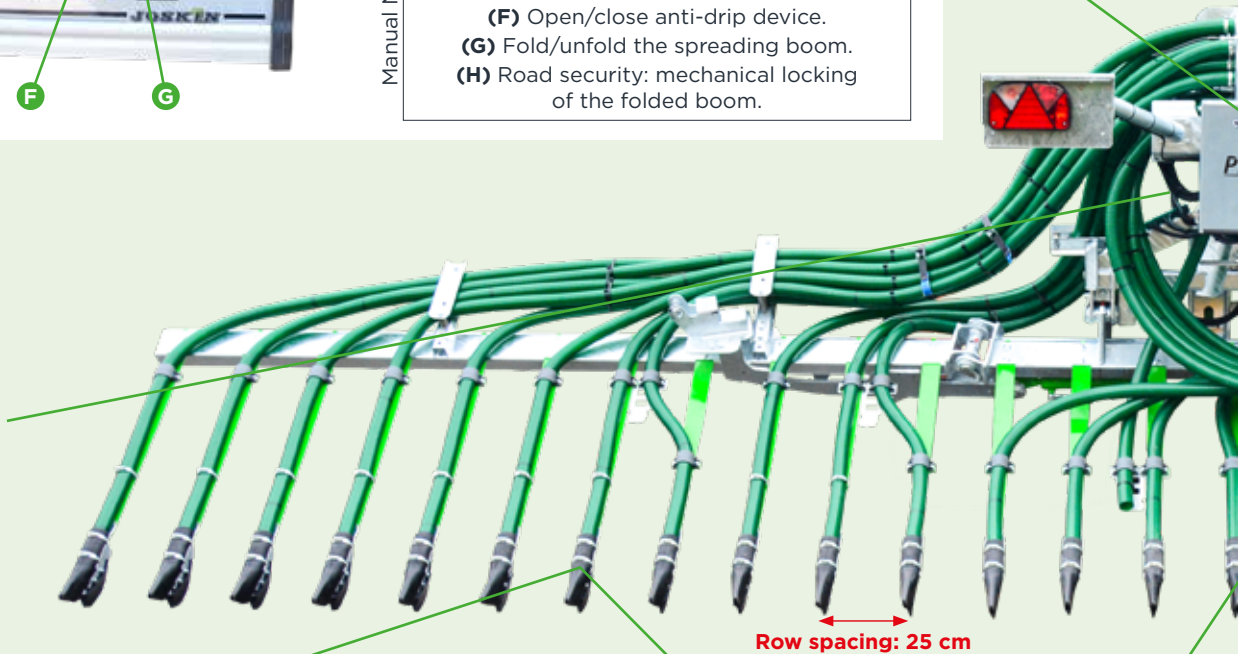
(G) Fold/unfold the spreading boom.

(H) Road security: mechanical locking of the folded boom.


Manual Mode



Spring to improve and regulate the **pressure** of the shares on the ground.



Row spacing: 25 cm



PENDISLIDE MODELS

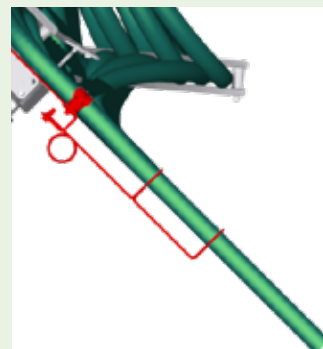
Injection skids with spring leaves to maintain a continuous pressure on the ground.

(A) Self-sharpening synthetic share.

(B) Spring-steel leaves.

(C) Special-shaped rubber spout to apply slurry gently between the vegetation.


(D) Galvanised connecting bracket to protect the flexible elements.



PENDITWIST MODELS

Hose-holding springs for direct in-line spreading on the ground.


Evenly sloping hoses for a perfect application of the slurry in line with a stable, continuous flow.



Hitching of the boom on:


- JOSKIN Ø 600 mm manhole with 4 stabilisation points **(A)**,
- JOSKIN buttresses or chassis **(B)**,
- pre-equipment for JOSKIN integrated linkage **(C)**,
- adaptation for JOSKIN linkage **(D)**.

© Patented system



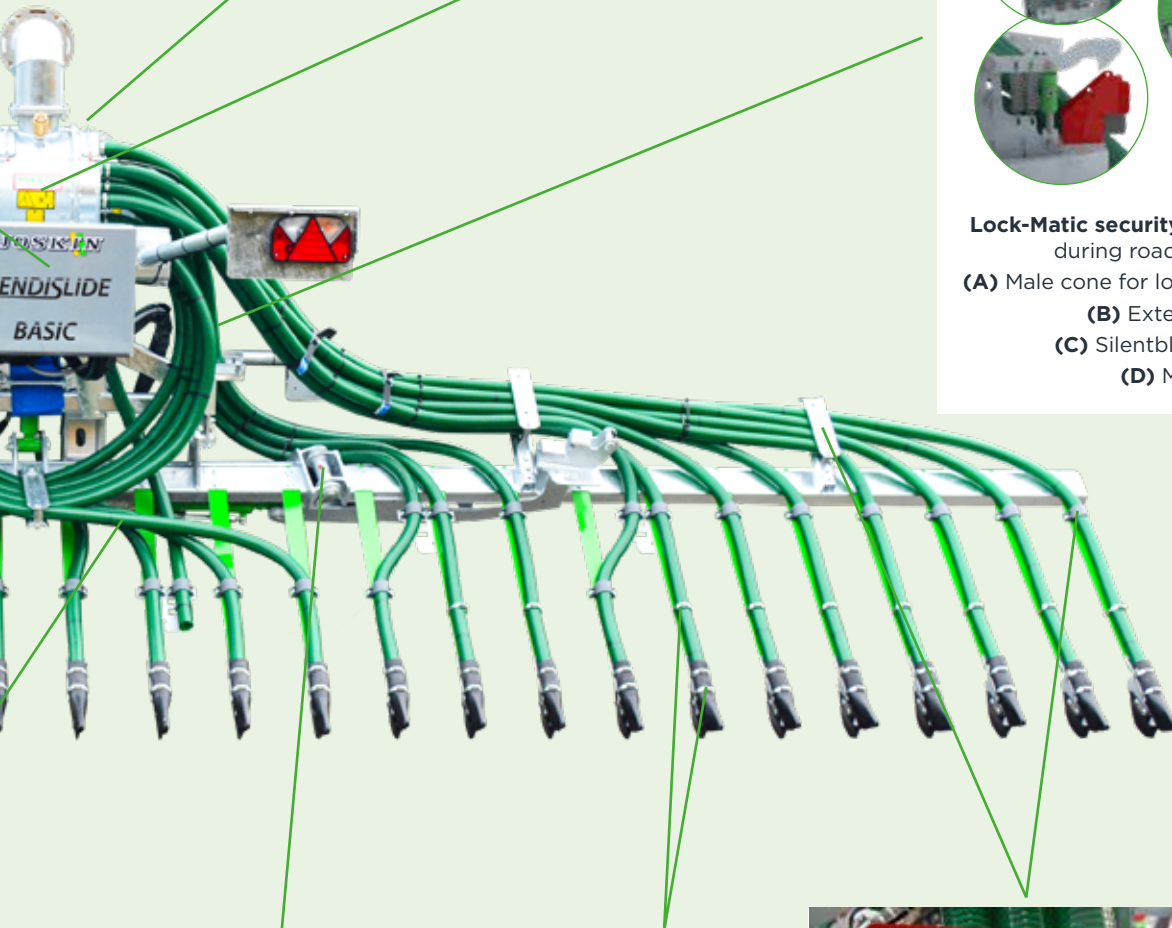
One Scalper® vertical macerator with 6" manual flow control valve and stone trap.

- (A)** Cutting foreign bodies with self-sharpening circular blades.
 - (B)** Double quick-opening: easily accessible and quickly removable counter blades and knives.
 - (C)** Patented air intake device.
- 2 nitrogen accumulators** to protect the hydraulic circuit and motor in the event of an impact by blocking, with automatic reversal.



Lock-Matic security to automatically lock the boom during road transport + **guide cone**.

- (A)** Male cone for locking the extensions on the road.
- (B)** Extension reception cone.
- (C)** Silentblock to prevent vibration.
- (D)** Mobile safety hook.



2 stands for quick uncoupling and stability when storing the machine.



Inclined kinematics to transfer as much weight as possible to the slurry tanker during travel.


Single folding system (3 parts).

Hoses protected by flanges and flexible spouts, all fitted so as to prevent clogging.



(A) Injection hoses with adjustable locking to protect them from wear due to vibration.

(B) Welded collar to hold and protect the hoses.

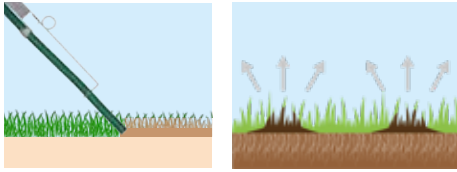


4 Boom Models of 6 and 7.5 m

PENDITWIST AND PENDISLIDE BASIC

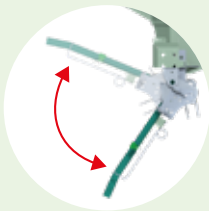
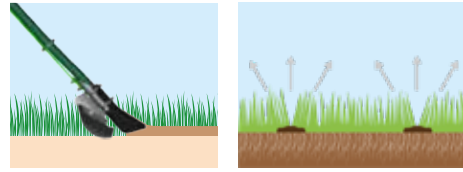
Line Spreading Booms: Penditwist

Theoretical NH₃ losses (ammonia): 25 to 45%

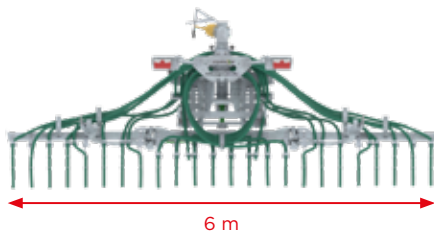


Line Spreading Booms with Skids: Pendislide



Theoretical NH₃ losses (ammonia): 15 to 40%



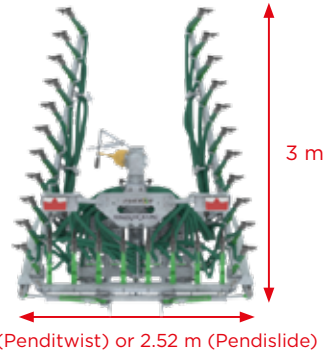
Anti-drip lifting system to prevent slurry losses on the road and in the field when manoeuvring.



**Penditwist and
Pendislide BASIC 6 m**
24 outlets - 1 macerator
3-part folding system



**Penditwist and
Pendislide BASIC 7.5 m**
30 outlets - 1 macerator
3-part folding system



JOSKIN, the spreading specialist with over 65 IMPLEMENT MODELS and a unique experience in slurry spreading FOR OVER 40 YEARS!

